

STAINLESS STEEL GLOBE VALVES

1151

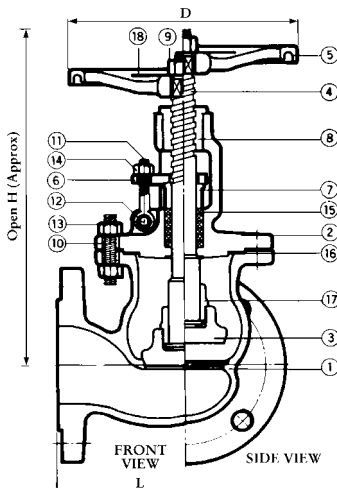
ANSI 150

Stainless steel

ASTM A351 CF8M

Flanged ANSI 150 RF

DN15 to DN250



1151

Bolted bonnet

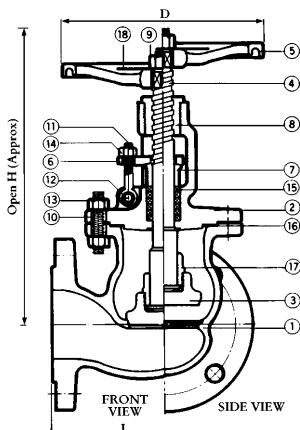
Swivel plug disk

Rising stem

Outside screw and yoke

Integral seat

Handwheel

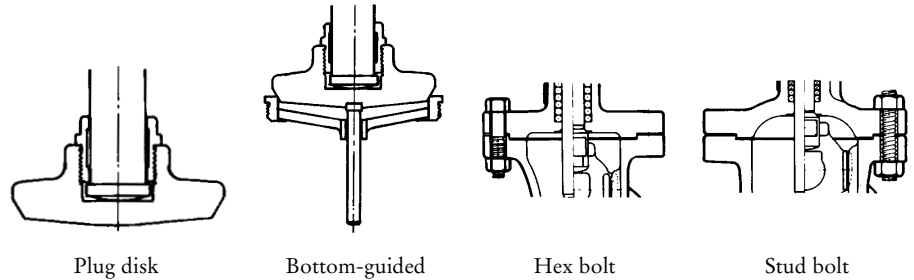


PK

Applications – in all process industries demanding the anti-corrosive qualities and abrasion resistance of cast stainless steel to ANSI 150 standards. Ideal for both on/off and throttling duties.

Specification – design and construction conform to ANSI B16.34.

ANSI 150 RF flanges conform to ANSI B16.5 with face-to-face dimensions to ANSI B16.10. The swivel plug disk (illustrated) is carefully contoured for precise mating with the integral body seat for positive shut-off. In size DN250 the plug disk is bottom-guided as shown. Valves sized DN125 and below are furnished with hexagon head bolts; sizes DN150 and above employ a full threaded stud bolt and nuts. Marking on valve body and name plate are to MSS-SP-25.



P/T ratings – in accordance with ANSI B16.34 standards for Class 150 Group 2.2 materials

Temperature °Celsius	-29° to +38°	93°	149°	204°	260°
Pressure bar	19,3	16,9	15,1	13,7	12,0

Materials

No	Part	ASTM	No	Part	ASTM
1	Body	A351 CF8M	10	Bonnet bolt	A193-B8
2	Bonnet	A351 CF8M	11	Hinge bolt	A193-B8
3	Disk	A351 CF8M	12	Hinge bolt pin	A479 304
4	Stem	A479 316	13	Bonnet nut	A194-8
5	Handwheel	A197	14	Hinge nut	A194-8
6	Gland flange	A351 CF8	15	Packing	PTFE
7	Packing gland	A479 316	16	Gasket	Non-asbestos
8	Yoke bush	A439 D2C	17	Lock nut	A479 304
9	Handwheel nut	A194-8	18	Name plate	S/S plate

Testing – each valve individually tested for body and seat integrity, in accordance with ANSI B16.34.

Dimensions mm

DN	15	20	25	40	50	65	80	100	150	200	250
in	1/2	3/4	1	1 1/2	2	2 1/2	3	4	6	8	10
L	108	118	127	165	203	216	241	292	406	495	622
H	188	196	226	259	266	281	342	377	429	558	755
D	100	100	140	180	180	200	224	280	355	400	450

Options – size DN300; butt weld ends to ANSI B16.25;

ASTM A351 CF8 body, bonnet, disk; various bonnet, flange gasket and stem packing materials to cope with special service conditions of pressure and temperature; construction and preparation for cryogenic duties; locking device; pneumatic/electric actuators and accessories.

